



***The Smart Multimedia Library solves the problem of finding stored media clips – easily & quickly!***



Research shows that schools use many, many video clips from a variety of different sources to support teaching and learning. However, very frequently these clips are not indexed, so they become increasingly difficult to find. This takes valuable time which teachers simply do not have. Quite often these video clips are stored on a school server or in teachers' personal files and folders. Having been 'lost' in the system, they're no longer used and take up valuable memory.

If the school book library was not indexed, it would take far too long to find a book. Imagine the benefits if video clips were stored and indexed in a secure, centralised location so that everyone could access them easily – teachers, pupils and the whole school.

It would save time and make learning easier – not to mention giving schools and colleges an accurate picture of the media and videos on their systems.

## **The way we use libraries is changing**

Every school has a book and resource library, where teachers and pupils can learn from other people's experience and knowledge. We are now in the 21<sup>st</sup> century and we all have access to pcs, tablets, and mobile phones. **So why not build an indexable school digital media library as well?** It would complement existing resources and make learning even more accessible and engaging.

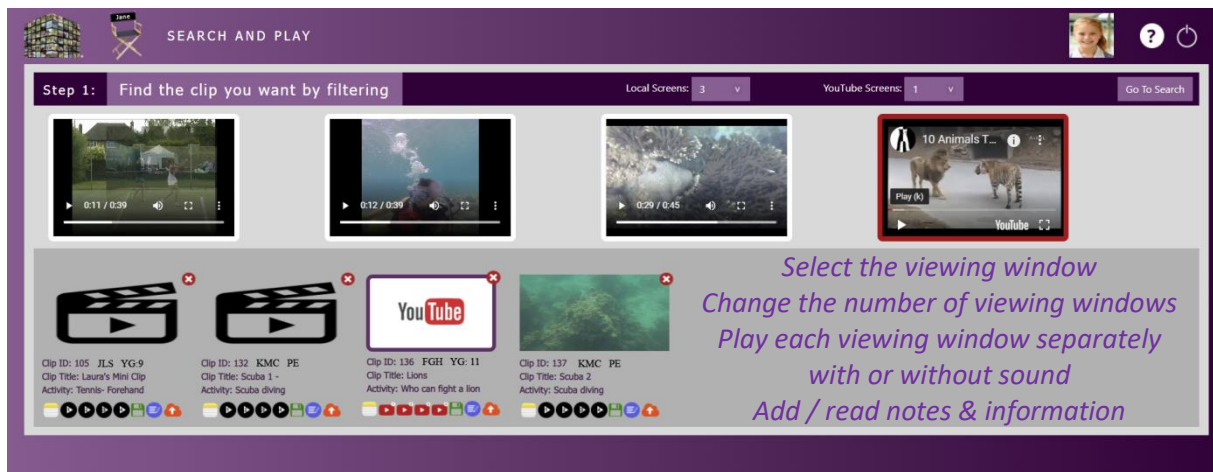


Sometimes in class, additional explanations don't help, or there may be questions about a fine point, of interest to just a few students. Conventionally a teacher may direct a pupil to a textbook or other material, or arrange a later discussion. With an indexed video library as a school resource, teachers could refer the pupils to watch a video clip that will help them to further understand the topic. There may be several related clips available – including valuable cross curricula material too - and of course the pupil can watch these clips as many times as they like. They could also transfer these clips into their own Personal Media Library – if they have one. Video is an attractive medium, so the likelihood of students engaging with this style of research is high.

An organised video library helps teachers ensure pupils are not left behind; it helps maintain enthusiasm and it supports progression. Of course, the pupil will need to want to understand the topic in the first place but, despite popular mythology; it is a rare student who doesn't want to do well. If there's an online library *where it is easy to find things*, enthusiasm will be high.




***The Smart Multimedia Library*** has been designed by me and my professional team following detailed research into what teachers, pupils and the whole school need. A pilot program has proved to be extremely valuable and, as things change in the future, the VLC Team will be able to adapt the system to meet future needs.



**SML4Home**

Teachers and Pupils can use **The Smart Multimedia Library** at home

*For quick and easy use, the Smart Multimedia Library delivers content to*




During our pilot program we were introduced to a pupil who had used a media clip for a piece of course work. The class had been asked to prepare a PowerPoint presentation on Auschwitz and what it meant to them. Well the whole class produced a PowerPoint presentation except one – Steven had decided to use a few YouTube clips and to prepare a personal voice over of what he was feeling when he viewed these clips – an amazing presentation which made a few pupils shed a tear or two.

## Can't Find the Clip!

The BBC Educational Division stated that all too often schools have video clips that look like a pile of Lego bricks - teachers cannot find the video clip they want now!



Talking with teachers, it was obvious that it is very time consuming and frustrating not to be able to find a specific clip required, when they need it. They know that the clip is somewhere in one of several folders, but without indexing a laborious manual search has to take place. Teachers also commented that colleagues from different subjects had clips that would support cross curricular learning, but that finding them was often next to impossible. The solution was to find something else – another clip that would only add to the problem of storage and accessibility.



**The Smart Multimedia Library's Management Interface** delivers an easy to use indexable and secure solution for teachers, pupils and the whole school.



## Security

Teachers and lecturers asked us to pay maximum attention to security and to protect the school and the pupils. The Smart Multimedia Library has –

- Personal Profile
- Members ID
- Independent VLC Server/Appliance
- SML4Home

## The Visual Learning Company works with Brunel University.



We have used a number of students during the past 2 years to check with Parents if they felt that a School Media Library was of benefit to their sons and daughters and would a Personal Media Library be of benefit too? They have currently spoken to over 3,725 parents via email campaigns, conferences and personal contact. The parents all agreed that it was a very powerful resource to have access to, especially for the small cost involved.

They also discussed that a Media Library could become a Personal Virtual CV and be used in the future for work experience and career seeking.

**I am sure you can think of many areas where visual learning supported by accessible video will help pupils learn more easily, and how it will help with achievement and assessment- For example-**

**Course Work** - Using video clips to assist in understanding a particular topic is very beneficial. You can watch the video clip/s as often as you need in order to fully understand the topic and search for others for clarification or more detail.

**Revision** – Video Clips are a great help when you are revising a topic. It provides a real ‘live’ experience of the issue and may help your understanding of the value of information and knowledge. Video clips are often more engaging than the same information in a textbook.

### A Topic - Understanding the Power of Balance & Levers



We asked a group of pupils about this and got a variety of comments and observations. We then introduced a series of clips to focus their thoughts – **skate boarding, sailing and gymnastics**. Most of the pupils understood the direct link but there were a few who did not fully understand, so we suggested that they pair up with another pupil and looked again at each video clip as a homework exercise.



In addition they were asked to select three additional clips to highlight balance & levers. They could then add these clips to their own **Personal Smart Multimedia Library** and also request that they should go into the **Main School Smart Multimedia Library**.

## The Main SML Dashboard

Please choose a clapperboard to continue...

MY LIBRARY

STORE & INDEXING

SEARCH & PLAY

MAIN SCHOOL LIBRARY

SML4Home

Got a good idea?

The Visual Learning Company  
EMPOWERING EDUCATION THROUGH VISUAL LEARNING

## What about cost?



**No!** As your finance department will tell you, doing things at scale makes things cheaper. We've worked hard with suppliers and our technical team to keep the per person price very manageable.

*The Smart Multimedia Library* delivers content to all of these resources; it will save valuable time for teachers and help pupils to learn even more from high quality content.



## And, it's easy to install



*Is it easy to install? Yes, and it is maintained by Fujitsu & VLC/SML*

*A Separate VLC/SML Server will be installed & connected to the School Network*



## Save time and make learning easier

To find out more about the Smart Multimedia Library, and how we can help you save time and make learning easier, give me a call at 07831 432001 or visit our website at <https://www.visuallearning.co.uk> and yes, you can even watch a [video](#)!



Ken Caudrelier is the Founder & CEO of *The Visual Learning Company*, a specialist provider for smart, flexible, indexed and secure multimedia libraries. Drop him a line on [ken@visuallearning.co.uk](mailto:ken@visuallearning.co.uk)